



**STATE OF IOWA
FLOOD MITIGATION PROGRAM
PROGRESS REPORT**

PERIOD COVERED BY THIS REPORT: 11/1/2016 to 3/31/2017
 LOCAL CONTACT NAME: Calvin Miller
 GOVERNMENTAL ENTITY: City of Des Moines & DMWRA
 ADDRESS: 400 Robert D. Ray Drive
 Des Moines, IA 50309
 TELEPHONE NUMBER: 515-283-4748
 PROJECT TITLE: Des Moines-WRA Flood Mitigation Project
 AGREEMENT NUMBER: 2015-1
 ACTIVITY COMPLETION TIMEFRAME: 12/4/2013 to 12/31/2033

	FEDERAL	LOCAL	STATE (STIF only)	TOTAL
TOTAL FUNDS APPROVED:	\$ 130,270,434	\$ 67,239,013	\$ 111,100,273	\$ 308,609,720
TOTAL FUNDS EXPENDED TO DATE:	\$ 128,570,434	\$ 77,665,693	\$ 6,591,938	\$ 212,828,065
PROJECT OVERRUN/ (UNDERRUN):	\$ (1,700,000)	\$ 10,426,680	\$ (104,508,335)	\$ (95,781,655)
The percentage of actual work that has been completed at the end of the reporting period (not a % of funds expended)				68%
The estimated cost of the project at completion (which may even exceed the awarded amount)				\$ 319,036,400

Type of Expense & Funding Source	Budget (from Application)	Federal/ Local/ State (STIF only)	Total Expended to Date	Remaining Balance
Acquisitions	\$ 880,880			
		Local	\$ 377,164	
TOTAL			\$ 377,164	\$ 503,716
Management Costs	\$ 9,041,877			
		Local	\$ 9,041,877	
TOTAL			\$ 9,041,877	\$ -
Construction:	\$ 231,112,305			
Phase I Construction complete		CDBG	\$ 11,517,037	
		Army Corp of Engineers	\$ 13,108,000	
		Federal DOT	\$ 2,849,000	
		State DOT	\$ 726,071	
		I-JOBS	\$ 7,476,588	
		SRF - Clean Water	\$ 100,086,397	
		In-Kind Contribution	\$ 4,058,540	
		Local	\$ 38,529,067	
Phase II Construction in Progress:				

Fourmile Sponsored Project		SRF - Clean Water	\$ 1,010,000	
Phase III Construction in Progress:				
Downtown Closures		State FMP	\$ 1,617,165	
Red Bridge Re-Elevation		State FMP	\$ 1,923,915	
TOTAL			\$ 182,901,780	\$ 48,210,525
Design	\$ 34,384,638			
Phase I Design complete		Local	\$ 15,898,402	
Phase II Design complete		Local	\$ 1,557,985	
Phase III Design in progress. See Below:				
WRA Ingersoll Run		State FMP	\$ 73,741	
WRF Flood Improvements		State FMP	\$ 177,160	
Red Bridge Re-Elevation		State FMP	\$ 171,962	
Downtown Closures		State FMP	\$ 106,605	
Stantec Consultant Services - Hydraulic Modeling, Ext		State FMP	\$ 1,727,741	
DM River Levee Improvement Phase I		State FMP	\$ 427,426	
DM River Levee Interior Drainage Phase I		State FMP	\$ 366,223	
TOTAL			\$ 20,507,245	\$ 13,877,393
City Financing Interest:	\$ 29,115,510			
		NA	\$ -	
TOTAL			\$ -	\$ 29,115,510

WRA Financing Interest:	\$ 4,074,510			
		NA	\$ -	
TOTAL			\$ -	\$ 4,074,510
Total Project Budget Summary	\$ 308,609,720		\$ 212,828,065	\$ 95,781,655

FUNDING SOURCE:	FEDERAL (from Application)	LOCAL (from Application)	STATE (from Application)	Total Expended to Date
CDBG	\$ 11,517,038			\$ 11,517,038
US Army Corp of Engineers	\$ 14,808,000			\$ 13,108,000
Federal DOT	\$ 2,849,000			\$ 2,849,000
Iowa DOT		\$ 726,071		\$ 726,071
I-Jobs		\$ 7,476,588		\$ 7,476,588
SRF- Clean Water	\$ 101,096,396			\$ 101,096,396
Local In-Kind Contribution		\$ 4,058,540		\$ 4,058,540
Local		\$ 54,977,814		\$ 65,404,494
Iowa Flood Mitigation Program			\$ 111,100,273	\$ 6,591,938
				\$ -
				\$ -
				\$ -
				\$ -
				\$ -
Total Project Funding Source	\$ 130,270,434	\$ 67,239,013	\$ 111,100,273	\$ 212,828,065

Indebtedness Incurred (Bonds, etc.)	Rate of Interest	Length of Term (start & end)	Costs of Issuance	Net Proceeds
	0.00%		\$ -	\$ -
	0.00%		\$ -	\$ -
	0.00%		\$ -	\$ -

NON-PUBLIC INVESTMENT - Entity	Total to Date
	\$ -
	\$ -
	\$ -
Total Non-Public Investment	\$ -


Project Status- entire project (Check One)	Description of significant activities this semi-annual term . Include comparison of actual accomplishments to the objectives identified in your application. Attach pictures and a narrative. Status changes or delays, please explain reason.
<input checked="" type="checkbox"/> On Schedule <input type="checkbox"/> Delayed <input type="checkbox"/> Canceled <input type="checkbox"/> Completed <input type="checkbox"/> Suspended	

Application Work Schedule (Milestones)			Milestone Status
#	Description:	Submitted Completion Date:	Actual Completion Date:
1	Phase I	12/31/2015	7/1/2016
2	Phase 2	12/31/2016	
3	Phase 3	12/31/2019	
4	Phase 4	12/31/2024	
5			
6			
7			
8			
9			
10			
11			
12			
13			
14			

Person Completing this Report: Calvin Miller, Engineering Administration Manger


Date: 5/12/2017


I, the undersigned, hereby certify that the above information is accurate and true, and in accordance with the approved project plan and state and federal regulations and policies governing this award.



Signature of Authorized Representative or Governmental Entity

Instructions to complete this form

Areas shaded  are to be completed by State HSEMD Personnel.

Areas shaded  are to be completed by the governmental entity or authorized administrator.