



**STATE OF IOWA  
FLOOD MITIGATION PROGRAM  
PROGRESS REPORT**

PERIOD COVERED BY THIS REPORT: 5/1/2017 to 10/31/2017  
 LOCAL CONTACT NAME: Stephanie Sheetz  
 GOVERNMENTAL ENTITY: City of Cedar Falls  
 ADDRESS: 220 Clay Street  
 Cedar Falls, Iowa 50613  
 TELEPHONE NUMBER: 319-273-8606  
 PROJECT TITLE: Downtown Levee Improvement Flood Mitigation Project  
 AGREEMENT NUMBER: 2014-0  
 ACTIVITY COMPLETION TIMEFRAME: 2/28/2014 to 12/31/2018

	FEDERAL	LOCAL	STATE (STIF only)	TOTAL
TOTAL FUNDS APPROVED:	\$ 4,812,000	\$ 1,813,000	\$ 6,625,000	\$ 13,250,000
TOTAL FUNDS EXPENDED TO DATE:	\$ 4,812,000	\$ 1,985,863	\$ 1,070,600	\$ 7,868,463
<b>PROJECT OVERRUN/ (UNDERRUN):</b>	\$ -	\$ 172,863	\$ (5,554,400)	\$ (5,381,537)
The percentage of actual work that has been completed at the end of the reporting period (not a % of funds expended)				<b>50%</b>
The estimated cost of the project at completion (which may even exceed the awarded amount)				<b>\$ 13,250,000</b>

Type of Expense & Funding Source	Budget (from Application)	Federal/ Local/ State (STIF only)	Total Expended to Date	Remaining Balance
<b>Engineering/Contractual Services:</b>	\$ 450,000			
Sales Tax Increment		State	\$ 691,037	
Consultant Preliminary Design (Prior to Grant)		Local	\$ 246,357	
TOTAL			\$ 937,394	\$ (487,394)
<b>Property Acquisition &amp; Easement:</b>	\$ 600,000			
Right-of-Way/Easement Acquisition		State	\$ 336,675	
Local Funds		Local	\$ 756	
TOTAL			\$ 337,431	\$ 262,569
<b>Construction:</b>	\$ 5,650,000			
Railroad Permitting		Local	\$ 750	
Demolition		State	\$ 42,888	
TOTAL			\$ 43,638	\$ 5,606,362
<b>Other- Original Cost of Downtown</b>	\$ 6,550,000			
US Army Corps of Engineers		Federal	\$ 4,812,000	
Local (original levee project) General Obligation Bonds		Local	\$ 1,738,000	
TOTAL			\$ 6,550,000	\$ -
<b>Total Project Budget Summary</b>	<b>\$ 13,250,000</b>		<b>\$ 7,868,463</b>	<b>\$ 5,381,537</b>

FUNDING SOURCE:	FEDERAL (from Application)	LOCAL (from Application)	STATE (STIF only) (from Application)	Total Expended to Date
US Army Corps of Engineers	\$ 4,812,000			\$ 4,812,000.00
Local (original levee project)		\$ 1,738,000		\$ 1,738,000.00
Local (levee improvement project)		\$ 75,000		\$ 247,863.07
Sales Tax Increment			\$ 6,625,000	\$ 1,070,599.84
				\$ -
				\$ -
				\$ -
				\$ -
				\$ -
				\$ -
				\$ -
				\$ -
				\$ -
				\$ -
				\$ -
				\$ -
<b>Total Project Funding Source</b>	<b>\$ 4,812,000</b>	<b>\$ 1,813,000</b>	<b>\$ 6,625,000</b>	<b>\$ 7,868,462.91</b>

Indebtedness Incurred (Bonds, etc.)	Rate of Interest	Length of Term (start & end)	Costs of Issuance	Net Proceeds
	0.00%		\$ -	\$ -
	0.00%		\$ -	\$ -
	0.00%		\$ -	\$ -

NON-PUBLIC INVESTMENT - Entity	Total to Date
Building permit valuations for downtown area.	\$ 600,436
	\$ -
	\$ -
<b>Total Non-Public Investment</b>	<b>\$ 600,436</b>

Project Status- entire project (Check One)	Description of significant activities this <b>semi-annual term</b> . Include comparison of actual accomplishments to the objectives identified in your application. Attach pictures and a narrative. Status changes or delays, please explain reason.
<input type="checkbox"/> On Schedule <input checked="" type="checkbox"/> Delayed <input type="checkbox"/> Canceled <input type="checkbox"/> Completed <input type="checkbox"/> Suspended	<p>Consultant submitted 65% plans to the U.S. Army Corps of Engineers on March 20, 2015. No official comment was received until June 13, 2016, causing a delay in the schedule. The City's consultant submitted 95% construction plans to the Rock Island District. The district forwarded the plans to the Mississippi Valley Division headquarters for review and approval. The project was bid in August &amp; construction contract awarded in October.</p>

Application Work Schedule (Milestones)			Milestone Status
#	Description:	Submitted Completion Date:	Actual Completion Date:
1	Original Downtown Levee	Complete	
2	CFU Levee	Complete	
3	Design	11/28/2014	12/4/2014
4	Environmental Review	4/28/2015	1/28/2015
5	Right of Way Acquisition	11/28/2015	11/2/2015
6	Construction	12/31/2018	
7			
8			
9			
10			
11			
12			
13			
14			


Person Completing this Report:

Stephanie Sheets

Date:


11/20/2017


I, the undersigned, hereby certify that the above information is accurate and true, and in accordance with the approved project plan and state and federal regulations and policies governing this award.



Signature of Authorized Representative or Governmental Entity

**Instructions to complete this form**

Areas shaded  are to be completed by State HSEMD Personnel.

Areas shaded  are to be completed by the governmental entity or authorized administrator.

**City of Cedar Falls**  
**Progress Report for Downtown Levee Improvements Project**  
**Project Narrative Description of Significant Activities**

May 1, 2017 to November 1, 2017

The Corps of Engineers 408 permit approval came in August 2017. The City’s consultant, AECOM, completed final plans and held a public bid letting on August 31, 2017. During the City Council meeting on September 18, 2017, the City entered into a contract with Iowa Bridge & Culvert of Washington, Iowa.

The preconstruction meeting was held on October 9, 2017 to discuss the contractors schedule for the project. The following was the provided schedule by Iowa Bridge & Culvert:

Segment 1 - Floodwall Construction	3/12/18 thru 4/27/18
Segment 2 - Floodwall Extension	4/30/18 thru 6/1/18
Segment 3 – Floodwall/Invisible Floodwall Control	5/21/18 thru 9/14/18
Segment 4 - Extension of Floodwall & Lower Wall	7/16/18 thru 9/14/18
Segment 5 - Floodwall/Invisible Floodwall Control	10/23/17 thru 9/21/18
Sanitary Sewer Force main	11/1/17 thru 11/22/17
Plaza	7/30/18 thru 9/21/18

Currently the contractor is working on Segment 5 and will proceed to work around the City’s Waste Water Facility. The contractor, Iowa Bridge & Culvert, is on track and currently looks to be completed with the project, as scheduled, by the date specified in the grant agreement.