

Applying for a FY 2018 911 Grant

Getting signed into Google

1. Go to: www.google.com to sign in.



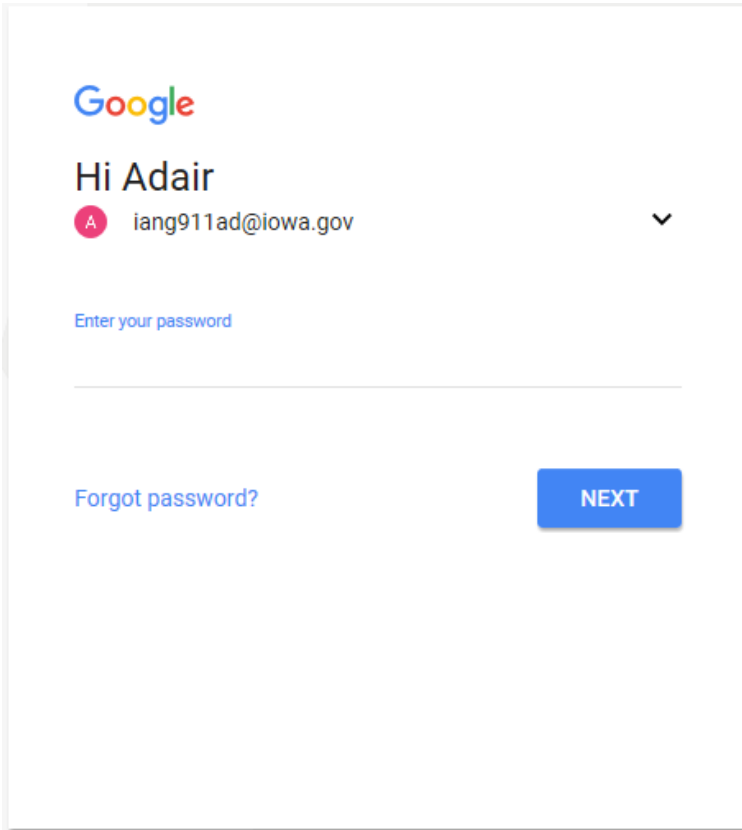
Google Search

I'm Feeling Lucky

2. Using your local 911 Service Board Google account provided by Iowa Homeland Security and Emergency Management, sign in to Google.

A screenshot of the Google sign-in page. It features the Google logo at the top left, followed by the text 'Sign in with your Google Account'. Below this is a text input field labeled 'Email or phone'. Underneath the input field are links for 'Forgot email?' and 'More options'. A blue 'NEXT' button is positioned at the bottom right of the sign-in area.

3. Enter your password provided by HSEMD to your local 911 Service Board



The screenshot shows a Google login interface. At the top left is the Google logo. Below it, the text "Hi Adair" is displayed. Underneath, there is a profile picture icon (a red circle with a white 'A') followed by the email address "iang911ad@iowa.gov" and a small downward-pointing chevron icon. Below this information is a text input field with the placeholder text "Enter your password". At the bottom left of the form is a link that says "Forgot password?". At the bottom right is a blue button with the text "NEXT" in white capital letters.

4. There may be system administrative messages from Google upon your first log in. Advance through while reading the messages.

Applying for a grant

1. Once you are signed into your local 911 service board Google account, you can apply for a GIS or Physical Consolidation Grant. [Apply for a 911 grant here.](#)
2. Read the general grant guidance and application rules.
3. Fill out administrative data and declare which grants you are wishing to apply for at this time.
4. Click “Next” when complete.


Applicant Name *
Full name of person filling out application

Your answer

Applicant Phone Number *

Your answer

Local Service Board submitting application *

Choose 


Which grant(s) are you applying for? *

GIS

Physical Consolidation

Both

NEXT

 Page 1 of 4

Consolidation Grant Instructions

1. Read the rules specific to the Consolidation Grant.
2. Fill out data as requested. Read the description of each question.

PSAP(s) consolidating *
Add name of each PSAP included, one per line

Your answer

Detailed Project Description & Reason for Consolidation *
Provide a qualitative or quantitative reasoning for consolidating. Response must be longer than 140 characters

Your answer

Estimated Completion Date *
Project must be completed by June 30, 2018

Date

mm/dd/yyyy

Total Number of PSAPs Consolidating *
Enter total # of PSAPs including your PSAP

Your answer

Estimated Total Consolidation Cost *
Amount provided should include the the total cost to the local 911 Service Board making application. Do not include costs associated with other 911 Service Boards

Your answer

Total Grant Funds Requested *
Half of the costs from the above question up to \$200,000 per PSAP

Your answer

3. Upload additional supporting documentation. Upload by dragging or selecting up to five files to upload as part of your application. The documents can also be provided as one individual file but should include a timeline and all appropriate vendor quotes.

Insert file ×

Upload | My Drive | Previously selected

Drag files here
— or —
Select files from your computer

Upload Cancel

A copy of the selected file will be sent. Once submitted, files cannot be edited or removed.


4. Continue onto the GIS application (if applicable) or continue on to submit the form. If you are complete at this point and ready to submit the form, continue the instructions for submitting the grant form.

Complete GIS Grant Application or Submit Form? *

Continue on to GIS Application

I'm done. I want to submit the form.

BACK **NEXT**

 Page 2 of 4

Never submit passwords through Google Forms.

GIS Grant Instructions

1. Read the rules specific to the GIS Grant.
2. Fill out data as requested. Read the description of each question.

PSAP Name(s) *
Local service board can apply for all PSAPs in their jurisdiction. Add name of each PSAP included, one per line.

Your answer _____

Detailed Project Description *
Response must be longer than 140 characters

Your answer _____

Estimated Completion Date *
Project must be completed by June 30, 2018

Date

mm/dd/yyyy _____

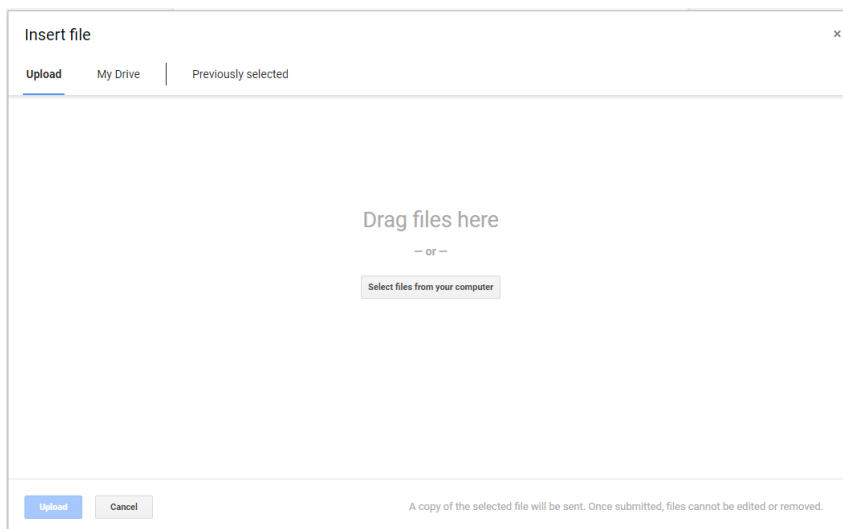
How many PSAPs are you applying for? *
Local 911 Service Boards can make application for all PSAPs on this form. Enter total # of PSAPs you are applying for

Your answer _____

Amount Requested *
Amount requested can be up to \$15,000 per PSAP

Your answer _____

3. Upload additional supporting documentation. Upload by dragging or selecting up to five files to upload as part of your application. The documents can also be provided as one individual file but should include a timeline and all appropriate vendor quotes.



Insert file

Upload | My Drive | Previously selected

Drag files here

— or —

Select files from your computer

Upload Cancel

A copy of the selected file will be sent. Once submitted, files cannot be edited or removed.

4. Click **Next** to finalize and submit application.

Submit the Grant Form

1. Check “Agree” if you agree with the disclaimer.
2. Digitally sign the grant form if you are authorized to do so by your local service board.
3. Click **Submit**.

Submission

Checking this box certifies that I have read and understand the grant rules and certify that the information included in the application is correct to the best of my knowledge and in accordance with Iowa Code, Chapter 34A. *

Agree

Board Chair Digital Signature *
By entering your name, you are authorized to submit the grant application by your local Service Board.

Your answer

Page 4 of 4

Never submit passwords through Google Forms.

4. You will receive a confirmation message in your browser window and email with detailed attachment showing that your application has been successfully submitted and received.

Iowa 2018 - 911 Grant Applications

Your application has been received and will be reviewed for completeness. You will receive an email notifying you of the status of your application once it has been reviewed. Thank You!

[Edit your response](#)

5. Await notice of formal grant approval pending the next 911 Council Meeting or questions from the 911 Program office.